





















WATERPROOFING

WATER RESISTANT	EXAMPLE OF USE				
	SUITABLE			NOT SUITABLE	
30 m / 99 ft. WATER RESISTANT					
50 m / 165 ft. WATER RESISTANT					
100 m / 300 ft. WATER RESISTANT					
200 m / 660 ft. WATER RESISTANT					

*It is not recommended to use the watch under hot showers as the high temperature of the water causes the gasket to expand.

WARNING:

Under no circumstances should you wear your watch while performing dives in water, as the impact produces a pressure much higher than the watch's water resistance limits. To maintain the watch's water resistance level over time, we recommend taking the following precautions:

1. If you use the watch in water (even occasionally) we recommend having it checked once a year at a service center the condition of the various seals that make it waterproof.
2. Never use the buttons when the watch is wet and, before diving, make sure the crown is tightly screwed or pressed against the case.
3. Avoid subjecting the watch to sudden changes in temperature which could cause condensation, clouding the glass and compromising the precision of the movement. In this case, it is advisable to have the watch checked.
4. If the watch should be exposed to salt water, do not dry it, but immerse it in a container containing fresh water and take it to an authorised repairer as soon as possible, keeping it immersed.
5. Monitor the condition of the glass: if it has cracks, even slight ones, it must be replaced.

QUARTZ WATCH CARE

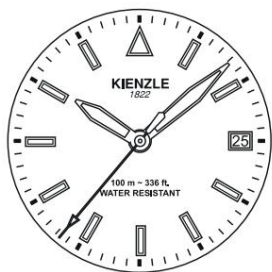
The quartz watch contains an electronic circuit and a high-precision miniature stepper motor. To keep it perfectly accurate, avoid subjecting it to violent impacts or excessive temperatures and keep it away from intense magnetic fields.

AUTOMATIC WATCH CARE

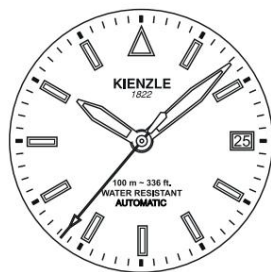
Keep your watch safe in a dry, dark, temperature-controlled place, as humidity can cause rust, while light can fade the colors.

Keeping the watch moving: If you don't plan on wearing your watch, wind it every day to ensure that the oil doesn't dry out and the gears don't start to stiffen. To give the mainspring a chance to release its tension, use an automatic winder to activate the self-winding mechanism without overwinding it.

THREE HANDS MODELS QUARTZ / AUTOMATIC & POCKET



KG-416



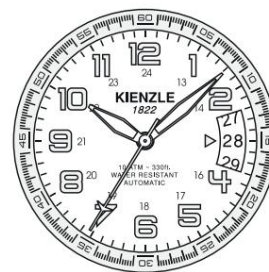
KM-416



KG-410



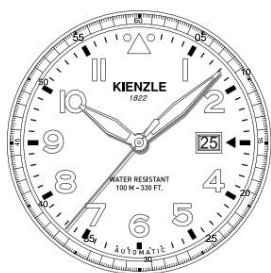
KG-411




KM-419



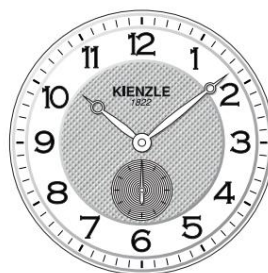
UP-70...




KM-424



KL-612 Roman



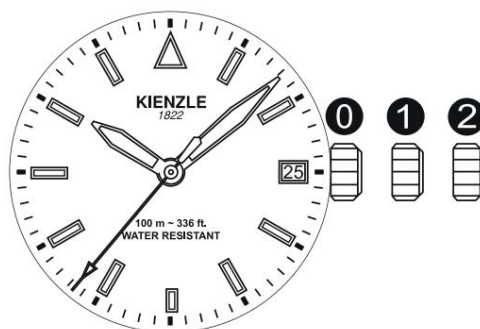
KL-612 Arabic



KL-627

USE AND ADJUSTMENT OF THREE - HAND QUARTZ, AUTOMATIC OR POCKET WATCHES

1. Pull the crown out to position (1);
2. Rotate the crown clockwise to set the date;
3. Pull the crown out to position (2);
4. Rotate the crown counterclockwise to set the time;
5. Return the crown to position (0).



*Never set the date between 9:00 pm and 3:00 am As this may interfere with the date changing mechanism and damage the watch.

*The position of the date display may vary depending on the model.

WINDING THE AUTOMATIC MOVEMENT MANUALLY

Turn the crown clockwise 8 times with the crown in position 0. The hands will start moving naturally again after shaking the watch slightly.

DISPOSAL



Dispose of packaging separately. Dispose of cardboard and carton in the paper recycling bin and film in the recycling bin.

Disposal of old devices (Applicable in the European Union and other European countries with separate collection systems for recyclable materials)

CHANGING THE BATTERY

Always change the battery when it is exhausted: it is not recommended to leave it in the watch to avoid damaging it through the leakage of acid. **Note:** the battery is inserted in the watch during the production phase, therefore it may happen that its autonomy is shorter than that specified at the time of purchase.

STACK

1 X RS Pro 1.55V SR54 Silver Oxide Button Cell Battery.

SAFETY INSTRUCTIONS

WARNING! CHOKING HAZARD!

The watch contains a battery and small parts and is supplied with protective films. Children may swallow batteries, small parts or protective films while playing and playing. Keep batteries, small parts and protective films out of the reach of children. If batteries or small parts are swallowed, seek medical advice immediately.

USER INFORMATION FOR QUARTZ MODELS (WITH BATTERY)



pursuant to art. 13 of Legislative Decree no. 151 of 25 July 2005, "Implementation of Directives 002/95/EC, 2002/96/EC and 2003/108/EC, relating to the reduction of the use of hazardous substances in electrical and electronic equipment, as well as to the disposal of waste".

The crossed-out wheeled bin symbol on the appliance or on the packaging indicates that the product, at the end of its life, must be collected separately from other waste. The user must therefore take the appliance to the appropriate separate collection centres for electronic and electrotechnical waste, or return it to the retailer when purchasing a new appliance of an equivalent type, on a one-to-one basis.

Appropriate separate collection for subsequent recycling, treatment and environmentally compatible disposal of the decommissioned equipment helps to avoid possible negative effects on the environment and health and promotes the reuse and/or recycling of the materials the equipment is made of. Illegal disposal of the product by the user entails the application of the administrative sanctions provided for by current legislation.

DECLARATION OF CONFORMITY



RED Directive 2014/53/EU, RoHS Directive 2011/65/EU. Short text of the declaration of conformity: EUROTIME SOLUTION sr. hereby declares that the wrist or pocket watch complies with the essential requirements and other relevant provisions of the RED Directive 2014/53/EU and the RoHS Directive 2011/65/EU. The full text of the declaration of conformity is available on www.eurotimesrl.com

UTILITY AND OPERATION OF THE HELIUM VALVE

The Kienzle 1000 m model (KG-407-KM-407) is equipped with a helium valve located on the case at eleven o'clock, but what is it for and how does it work? To breathe in dry, pressurized places, such as diving bells or underwater bases, you need an artificial atmosphere composed of oxygen, hydrogen and helium. Helium is a volatile gas composed of tiny molecules that, when pressurized, further reduce their size and can thus enter the watch, passing through the crown or the case back, no matter how meticulously they have been screwed down. In these environments, the watch undergoes the same reaction as the human body: the case becomes saturated with helium and the pressure inside the watch balances with that of the underwater habitat.

When you come back to the surface, during the decompression phase, the expulsion of helium by human tissues is faster than the capacity of the gas to escape from a waterproof watch; the watch must also be able to decompress the excess helium because, returning to their original size, the helium molecules create a build-up of pressure inside the case that could damage the watch by literally making the glass "pop" like the cork of a champagne bottle: by unscrewing and opening the valve, during the decompression phase, the gas will be able to escape from the watch while maintaining its waterproofness and guaranteeing its functionality.

The helium valve is a guarantee of quality: its presence is proof that we are dealing with a professional diving watch.

WARRANTY

Kienzle guarantees a repair/replacement service against any technical defect for 24 months (excluding straps, plastic components and glass).

Kienzle guarantees the perfect functioning and the possible replacement of all the parts that present manufacturing defects, during the validity period of the guarantee. After the 24 months of coverage, Kienzle offers a paid after-sales repair or replacement service.

Any accidental defect, improper use or abuse of the product (collision, impact, etc. etc.) is formally excluded from this warranty certificate, which is necessary to benefit from the service. Kienzle uses only hypoallergenic materials that comply with international laws.

The full text of the guarantee is available on our homepage: www.kienzle.it

REF. DATE SIGNATURE/STAMP

